



FINANCIAL AID BASICS



PRESENTED BY

Augustana University



WHAT IS FINANCIAL AID?



Financial aid consists of funds provided to students and families to help pay for **postsecondary educational expenses**.

COST OF ATTENDANCE (COA):

DIRECT COSTS



TUITION



FEES



HOUSING



FOOD

INDIRECT COSTS



PERSONAL
ITEMS



BOOKS &
SUPPLIES



TRANSPORTATION

WHAT IS FINANCIAL NEED?



Financial need is the cost of attendance (COA) minus the student aid index (SAI).

COST OF ATTENDANCE (COA) - STUDENT AID INDEX (SAI) = FINANCIAL NEED

HOW DO YOU PAY FOR COLLEGE?



SCHOLARSHIPS



PAYMENT PLANS



WORKING



GRANTS



LOANS

MERIT-BASED SCHOLARSHIPS

WHERE DO THEY COME FROM?

1. COLLEGES AND UNIVERSITIES
2. YOUR HOME STATE
3. FEDERAL GOVERNMENT
4. PRIVATE ORGANIZATIONS

HOW DO YOU GET THEM?

1. GPA or ACT/SAT
2. THE ARTS
3. ATHLETICS
4. AREAS OF INTEREST
5. LEADERSHIP POSITIONS HELD
6. COMMUNITY SERVICE
7. STRONG ESSAY OR PERSONAL STORY



SD SCHOLARSHIP OPPORTUNITIES

South Dakota Opportunity Scholarship	sdos.sdbor.edu
Dakota Corps Scholarship	sdbor.edu/dakotacorps (December 15 deadline)
Build Dakota Scholarship	builddakotascholarships.com
South Dakota Freedom Scholarship	freedomsscholarship.com
Sioux Falls Area Community Foundation	sfacf.org
South Dakota Community Foundation	sdcommunityfoundation.org

Federal Student Aid Programs

Federal Pell Grant


Federal
Supplemental
Educational
Opportunity Grant
(FSEOG)

Teacher Education
Assistance for
College and Higher
Education (TEACH)
Grant

Federal Work-Study
(FWS)

Federal Direct
Student Loans
(Direct Loans)

Federal PLUS Loans



HOW TO FILE THE FAFSA?

Free Application for Federal Student Aid (FAFSA)

- Filed at studentaid.gov/fafsa.
- Create a FSA ID for both the student and the parent.
- Complete the FAFSA annually available in December 2023.



WHAT IS THE FAFSA?

Free **A**pplication for **F**ederal
Student **Aid (FAFSA)**

- Calculates **S**tudent **Aid Index (SAI)**
- **SAI** is a number that determines each student's **eligibility for certain types of federal aid.**
- What is the SAI not? It is **NOT** what you'll pay for college nor is it the amount of aid you'll receive.

24-25 FAFSA CHANGES AND UPDATES

- **EFC** (Expected Family Contribution) has been replaced with the **SAI** (Student Aid Index)
- *All applicants and contributors (parents/spouse) must give consent for their IRS information to be transferred to the FAFSA*
- Divorced Parents
 - Students must now report income & asset information for the parent who provides the most financial support not who the student lived with the most
 - *Child support received is now reported under assets – report yearly total of most recent calendar year*
- Family Size is brought in from the dependents on your taxes
 - *You must manually update this if it is different than your 2022 tax form*
- Assets
 - *Net worth of family farms and small businesses must be reported*
- Pell Grant
 - *Can now be determined before filing the FAFSA*

2024-25 FAFSA CHANGES AND UPDATES

Dependent Student Look-Up Tables: 48 Contiguous States and District of Columbia

Student's Parent is a Single Parent			
Family Size	2022 Poverty Guideline	Max Pell Parent AGI Limit (225% of Poverty Guideline)	Min Pell Parent AGI Limit (325% of Poverty Guideline)
2	\$18,310	\$41,198	\$59,508
3	\$23,030	\$51,818	\$74,848
4	\$27,750	\$62,438	\$90,188
5	\$32,470	\$73,058	\$105,528
6	\$37,190	\$83,678	\$120,868
7	\$41,910	\$94,298	\$136,208
8	\$46,630	\$104,918	\$151,548
9+	Add \$4,720 to the poverty guideline for each additional person. Then multiply the AGI by 225% (Max Pell) or 325% (Min Pell) to determine the Parent AGI Limit.		

Student's Parent is not a Single Parent			
Family Size	2022 Poverty Guideline	Max Pell Parent AGI Limit (175% of Poverty Guideline)	Min Pell Parent AGI Limit (275% of Poverty Guideline)
2	\$18,310	\$32,043	\$50,353
3	\$23,030	\$40,303	\$63,333
4	\$27,750	\$48,563	\$76,313
5	\$32,470	\$56,823	\$89,293
6	\$37,190	\$65,083	\$102,273
7	\$41,910	\$73,343	\$115,253
8	\$46,630	\$81,603	\$128,233
9+	Add \$4,720 to the poverty guideline for each additional person. Then multiply the AGI by 175% (Max Pell) or 275% (Min Pell) to determine the Parent AGI Limit.		

You may be eligible even if you do not fit into one of these categories.

Common FAFSA Questions

- Who Is My Parent?
 - Married, or not married but living together, provide information for both parents.
 - Divorced or separated report the parent who provides more than half of the financial support. (This is a change from previous years. It is no longer who the student lives with.)
 - If that parent is remarried the stepparent financial information is included on the FAFSA
 - Grandparents, foster parents, legal guardians are not considered parents on the FAFSA unless they have legally adopted the student

Common FAFSA Questions

- Do I have to put my parent's information on the FAFSA?
 - 24 years of age
 - Graduate student
 - Veteran
 - Married
 - Have a child or other dependent
 - Orphan or ward of the court or in foster care
 - Homeless or at risk of homelessness

YES



Parents must provide consent for the use of their financial info on the FAFSA.

Common FAFSA Questions

- What ARE assets?
 - Farms
 - Small Business
 - College Savings Plan
 - Land or Real Estate
- What are NOT assets?
 - Home
 - Vehicles
 - Retirement

Common FAFSA Questions

- What can I do if the FAFSA isn't a representation of my situation?
 - Special circumstances
 - Separation or divorce
 - Change in or loss of income
 - Medical expenses
 - Cost of elder care
 - K-12 school tuition costs
 - PLUS Loan or student loan payments
 - Inaccessible assets

How to Compare Offers

- School A

Direct Costs	\$57,000
- <u>Scholarships</u>	<u>\$36,000</u>
= Net Price	\$21,000

- School B

Direct Costs	\$45,000
- <u>Scholarships</u>	<u>\$24,000</u>
= Net Price	\$21,000

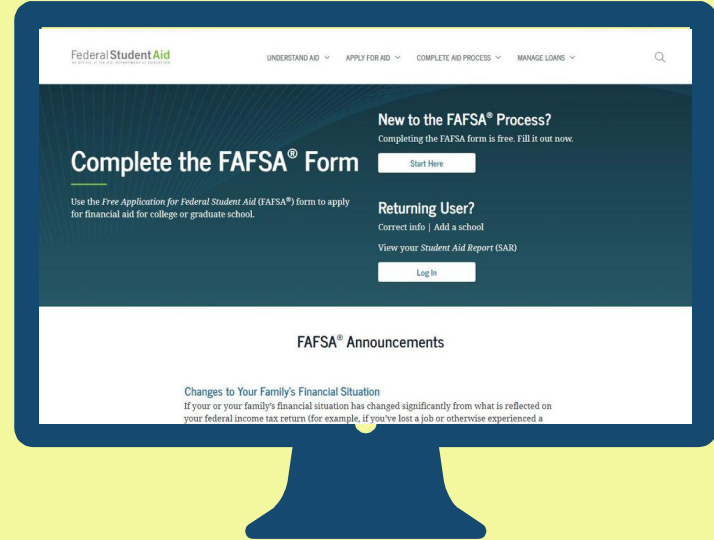
- School C

Direct Costs	\$18,000
- <u>Scholarships</u>	<u>\$2,000</u>
= Net Price	\$16,000

Next Steps for Your Student(s)

- Review college websites for admission & financial aid information
- Meet all application deadlines
- Review and compare financial aid offers
- Know how you'll be communicated with: electronic and/or paper format
- Processing dates may vary greatly depending on institutional policy. Stay in contact with each school.
- Complete Master Promissory Note and Entrance Loan Counseling at [StudentAid.gov](https://studentaid.gov)
- Investigate all sources of aid

What to expect when filing the FAFSA:



FAFSA FILING EXPERIENCE OVERVIEW:

Dependent Student Onboarding (2 of 4)

The second FAFSA® onboarding page provides information about the different roles that may be required to participate in the student's FAFSA form and documents that may be needed to fill out the form.

The screenshot shows the FAFSA 2024-25 onboarding page. At the top right is the Federal Student Aid logo. The page title is 'Understanding the FAFSA Form' with a sub-header '2 of 4 Contributors to the FAFSA Form'. There are two main sections: 'Parents or Spouses' and 'How to Invite'. The 'Parents or Spouses' section explains that their answers determine if they need to be identified. The 'How to Invite' section explains that contributors need to log in with their own FSA ID to provide their information. Below these sections is a box titled 'Information or Documents You May Need' which lists: Tax returns, Records of child support received, Current balances of cash, savings, and checking accounts, and Net worth of investments, businesses, and farms. At the bottom are 'Previous' and 'Continue' buttons.

FAFSA FILING EXPERIENCE OVERVIEW:

Dependent Student Provides Consent

This page informs the student about consent and their federal tax information. By providing consent, the student's federal tax information is transferred directly into the FAFSA® form from the IRS to help complete the Student Financials section. The student selects "Approve" to provide consent and is taken to the next page.

FederalStudentAid
GOVERNMENT OF THE UNITED STATES OF AMERICA

The screenshot shows the FAFSA 2024-25 'Provide Consent or Be Ineligible for Federal Student Aid' page. It includes a 'Summary' section with a green background, a 'Understand your consent' section, and a list of terms and conditions.

Summary

Your consent is provided to release and disclose federal tax information (FTI) from your consent. We will attempt to receive information automatically from the IRS to help you complete the FAFSA form. If you don't provide consent, you will not be eligible for federal student aid, including grant assistance. You may provide consent even if you don't file U.S. federal tax returns in any tax returns at all.

- By giving FTI to release information for the 2024-2025 tax form, you consent to the release of information to help complete the FAFSA form.
- FTI is used to determine your eligibility for federal student aid.

Understand your consent. I certify that I am the individual associated with the FAFSA filing and understand and I agree the FAFSA form to provide the necessary approval and consent for the student and use of federal tax information (FTI) from the U.S. Department of the Treasury. By accepting below I agree and consent to:

- The U.S. Department of Education to disclose any federal benefits number, last name, and date of birth to the U.S. Department of the Treasury to verify the FTI and for the purpose of determining the eligibility for and the amount of federal student aid for myself or if others for which I participated and consent to FTI by a program administrator under report 1 of Part A, Part C or Part D of Title IV of the Higher Education Act of 1965, as amended.
- The use of my FTI by U.S. Department of Education officials and institutions (as defined in 20 U.S.C. 1010101) only for the purpose of determining the eligibility for and amount of federal student aid for myself or if others for which I participated and consent to FTI by a program administrator under Title IV of the Higher Education Act of 1965, as amended.
- The U.S. Department of Education to release my FTI received from the U.S. Department of the Treasury pursuant to 26 U.S.C. 402(b)(3)(B)(i)(ii), which includes:
 - institutions of higher education participating in the federal student aid programs authorized under the Higher Education Act of 1965, as amended;
 - state higher education agencies; and
 - scholarship organizations that participate in Title IV, 20 U.S.C. by the Secretary of Education.
- The use of my FTI for the application, award, and administration of student aid awarded by the federal government, institutions of higher education, state higher education agencies, and scholarship organizations participating.
- The institutions other than the 2024-25 FAFSA form for which I elect to participate (e.g., if I want to participate in my other FAFSA form or to complete my own FAFSA form after participating in another FAFSA form for FTI) will be released to these institutions participating upon my information to participate. I understand that I may decline an institution to participate, which will prevent the receipt of my FTI on that FAFSA form.

FAFSA FILING EXPERIENCE OVERVIEW:

FederalStudentAid
U.S. DEPARTMENT OF EDUCATION

Dependent Student Provides Consent (Continued)

By approving and consenting (I/another statement)

- I/We approved and consent (we a condition of my eligibility or of others for which I have participated and shared my FFS for federal student aid, even if I do not see a U.S. federal tax return.
- FFS received from the U.S. Department of Treasury will expedite any manually reviewed financial or income information on the FAFSA form.
- The U.S. Department of Education may require updates to information from the U.S. Department of Treasury when needed to process FFS for design and/or awarding tax return data with unaided FFS. Some eligibility for and awards of federal, state, and institutional financial aid may change.
- If I do not approve and consent to the disclosure of my FFS, the U.S. Department of Education will be unable to calculate my eligibility for federal student aid or the eligibility of others who have requested that I share my FFS on their FAFSA form.
- I am permitted to revoke my approval and consent for the disclosure and use of my FFS at any time based on the Federal.gov. However, by revoking such approval and consent, neither I nor other applicants for which I participated and consented my FFS will be eligible for future federal, state, and/or other financial aid programs that use FFS to make determinations for eligibility of aid awarded by me or another higher education, state higher education agency, or other designated scholarship organization.

Frequently Asked Questions

Who should provide consent?

If I'm married and didn't file a joint tax return with my current spouse, does my spouse have to provide consent for you to access their tax information?

What happens after I provide consent?

What happens if I revoke consent?

What happens if I decline consent?

Users "Opted In" to consent to using their non-confidential information to determine their federal student aid (FS) when their "Decline" (you will not be eligible for federal student aid)

FAFSA FILING EXPERIENCE OVERVIEW:

Dependent Student: Tell Us About Your Parents

As the student is considered dependent, they are asked to provide information about their parents. The FAFSA® form considers their "Parent" to be their legal (biological or adoptive) parent. The student is asked if their parents are married. The student selects "Yes" and is required to invite their parents to their FAFSA form to complete the required parent sections.

The screenshot shows the FAFSA 2024-25 'Tell Us About Your Parents' section. At the top right, it says 'FederalStudentAid'. Below that is a progress bar with five steps: Personal Circumstances, Demographics, Financials, College, and Signature. The 'Tell Us About Your Parents' section is highlighted. It contains the following text: 'On the FAFSA® form, your "Parent" is your legal biological or adoptive parent or stepparent who supports you financially.' Below this is a question: 'Are your parents married to each other?' with two radio button options: 'Yes' (which is selected) and 'No'. At the bottom of the section, there is a blue box with a green checkmark icon and the text: 'You will need to provide information for your parents. Based on your answers in this section, you'll need to provide information about both of your parents on your FAFSA form. You can invite your parents to your form so they can complete their required sections.' At the very bottom of the form are two buttons: 'Previous' and 'Continue'.

FAFSA FILING EXPERIENCE OVERVIEW:

FederalStudentAid
U.S. DEPARTMENT OF EDUCATION

Dependent Student Invites Parents to FAFSA® Form

The student is asked to enter personal information about their parents in order to send them an invite to their FAFSA® form. In this scenario, the student invites one parent.

The screenshot shows the 'Invite Parents to your FAFSA Form' page. It includes a progress bar at the top with steps: 'Personal Information', 'Invite Parents', 'Review', and 'Sign'. A blue box contains the text: 'You will need to provide information for your parents. Based on your answers in the previous sections, you need to provide information about one of your parents on your FAFSA form. You can make your family members be your proxy to help you complete all required sections.' Below this, there is a note: 'Enter names of parents, identified on the prior page, and we'll send electronic requests on your behalf.' and 'Please make sure to provide information that your parents' email can be reached by students@id.gps.' The form has two columns for 'Parent' and 'Parent Spouse'. Each column has fields for 'First Name', 'Last Name', 'Email', and 'Date of Birth'.

The screenshot shows the form for entering parent information. It has two columns. The left column is for the 'Parent' and the right column is for the 'Parent Spouse'. Each column has a 'Social Security Number (SSN)' field with a dropdown menu showing 'NONE' and 'HEX'. Below the SSN field is a checkbox: 'My parent doesn't have a SSN'. There are also 'Email Address' and 'Confirm Email Address' fields. At the bottom of each column is an 'Invite Parent' button. At the bottom of the entire form are 'Previous' and 'Continue' buttons.

FAFSA FILING EXPERIENCE OVERVIEW:

Dependent Student Review Page

The review page displays the responses that the student has provided in the FAFSA® form. The student can view all their responses by selecting "Expand All" or expand each section individually. To edit a response, the student can select the question's hyperlink and will be taken to the corresponding page. Additionally, since the student invited their parent into the form, they see the parent contributor section and the status of their parent's invite.

The screenshot shows the FAFSA 2024-25 review page. At the top right, the Federal Student Aid logo is visible. The page header includes "FAFSA® Form 2024-25" and "Student Reply View". A message box says "Take a moment to review before signing" and "Expand the sections below to review and edit the information you've entered before you sign your portion of the form." Below this is a "Student Sections" list with an "Expand All" button. The sections are: Introduction Personal Identifiers, Section 1 Personal Circumstances, Section 2 Demographics, Section 3 Financials, Section 4 Colleges, and Section 5 Signature. Each section has a green checkmark and a circular icon with a plus sign.

FAFSA FILING EXPERIENCE OVERVIEW:

Dependent Student Review Page (Continued)

FederalStudentAid
U.S. DEPARTMENT OF EDUCATION

Parent Contributor Section

This Section is Shared With 2 Contributors

Your FAFSA form is shared with the individuals listed below. You can request, manage, or remove signatures and contributions from this page or in your FAFSA form.

Parent Contributors	Date Request Sent	Status	Edit 
 Alcina Tran	07/13/2024	 Invite Sent	
 Travis Tran	07/13/2024	 Invite Sent	


Previous

Continue

FAFSA FILING EXPERIENCE OVERVIEW:

Dependent Student Signature

On this page, the student acknowledges the terms and conditions of the FAFSA® form and signs their section. After agreeing and signing, the student is able to submit their section of the FAFSA form. Since parent information has not been provided, the FAFSA form is not considered complete and can't be processed yet.



The screenshot shows the FAFSA 2024-25 'Sign and Complete Your Part' page. At the top right is the 'FederalStudentAid' logo. Below it is a progress bar with five steps: Personal Circumstances, Demographics, Financials, College, and Signature. The 'Signature' step is currently active. The main heading is 'Sign and Complete Your Part'. Below this is a 'Summary' box with the following text: 'This page confirms you understand the terms and conditions of the FAFSA form, and that you have filled it out accurately to the best of your ability. The FAFSA form is a legal document you will electronically sign with your FSA ID. Because this is associated with your personal information, do not share it with anyone.' Below the summary is a paragraph: 'By signing this application electronically using your FSA ID (username and password) and/or any other credential or by signing a signature page and mailing it to us, YOU, THE STUDENT, certify that you:' followed by a bulleted list of terms and conditions.

Summary
This page confirms you understand the terms and conditions of the FAFSA form, and that you have filled it out accurately to the best of your ability. The FAFSA form is a legal document you will electronically sign with your FSA ID. Because this is associated with your personal information, do not share it with anyone.

By signing this application electronically using your FSA ID (username and password) and/or any other credential or by signing a signature page and mailing it to us, YOU, THE STUDENT, certify that you:

- will use federal and/or state student financial aid only to pay the cost of attending an institution of higher education.
- are not in default on a federal student loan or have made satisfactory arrangements to repay it.
- do not owe money back on a federal student grant or have made satisfactory arrangements to repay it.
- will notify your school if you default on a federal student loan, and
- will not receive a Federal Pell Grant from more than one school for the same period of time.

FAFSA FILING EXPERIENCE OVERVIEW:

FederalStudentAid
U.S. DEPARTMENT OF EDUCATION

Dependent Student Signature (Continued)

By signing this application electronically using your username and password, and/or any other credential or by signing a signature page and mailing it to us, you certify that all of the information you provided is true and complete to the best of your knowledge and you agree, if asked to provide

- information that will verify the accuracy of your completed form, and
- U.S. or state income tax forms that you filed or are required to file.

You also certify that you understand that the secretary of education has the authority to verify information reported on your application with the Internal Revenue Service and other federal agencies.

If you sign this application or any document related to the federal student aid programs electronically using a username and password, and/or any other credential, you certify that you are the person identified by the username and password, and/or any other credential and have not disclosed that username and password, and/or any other credential to anyone else. If you purposely give false or misleading information, you may be fined up to \$20,000, sent to prison, or both.

Sign Your FAFSA Form

I, Raya Tran, agree to the terms outlined above

Cancel

Submit

FAFSA FILING EXPERIENCE OVERVIEW:

Dependent Student Section Complete

Upon signing the student section, the student is presented the student section complete page. This page displays information for the student about next steps, including tracking their FAFSA® form. The student is reminded that their form is not completed and can't be submitted until the parent completes the contributor section of the form and signs it. Next, in this scenario, the student's invited parent will enter the FAFSA form and complete the parent section.





FAFSA FILING EXPERIENCE OVERVIEW:


FederalStudentAid


Dependent Student Section Complete (Continued)

Here's What You Can Do Next

-  **Check Your Email**
You will receive an email version of this page at the following email address:
sajaxaxn@gmail.com.
-  **Your FAFSA® Form Still Needs Contributor Information**
The contributor(s) you selected will receive an email invitation to join your form every seven days until the application is complete.

Things You Should Know

 **View Your FAFSA® Submission Summary**
Once your application is complete and submitted, you can view your FAFSA Submission Summary, a summary of the information you provided on your FAFSA Form. You'll be able to access the FAFSA Submission Summary one to three days after you submit your application by logging back in with your account username and password (PSA ID).

 **Questions About Your Eligibility For Aid?**
Visit the "FAFSA Help" page for more information.
[Get Help >](#)

We strongly recommend that your parent(s) complete their own section. If that isn't possible, you can manually provide their information, but you will not be eligible for federal student aid, including grants and loans, until they provide consent and sign the form.

[Provide Parent Information Manually >](#)

FAFSA FILING EXPERIENCE OVERVIEW:

Dependent Student's Parent Email

This is NOT a view within StudentAid.gov nor the FAFSA® form. This view demonstrates a parent opening the FAFSA invitation from their email. The parent selects "Log In" and is taken to StudentAid.gov.

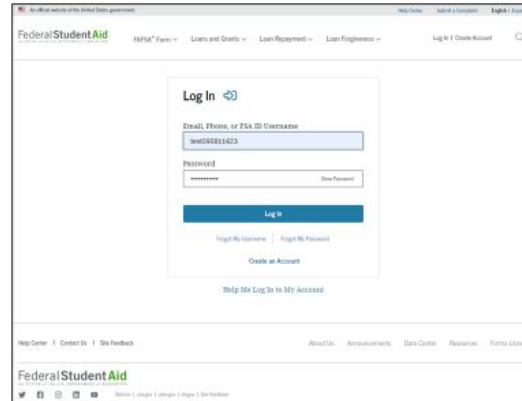
The image displays two screenshots of an email from Federal Student Aid. The left screenshot is titled "Help Complete [StudentFirstName]'s Form" and features a yellow warning triangle icon. It contains the following text: "[Contributor First Name], [StudentFirstName] ([StudentLastInitial]) can't be eligible for federal student aid without your input. Help them complete the Free Application for Federal Student Aid (FAFSA) form." Below this, it states: "Providing information as a contributor does not make you financially responsible for [StudentFirstName]'s educational costs. Completing the FAFSA form is how they qualify for student aid including:" followed by a bulleted list: "• Federal Pell Grants, • Federal student loans, • state financial aid, and • school financial aid." At the bottom, it says: "[Log in with your FSA ID (account username and password) to complete your section.] Note: Forms are deleted after 45 days of inactivity. Don't miss your [StudentFirstName]? Read [Link: Learn More]." A blue "Log In" button is at the bottom.

The right screenshot is titled "Why You Were Invited" and contains the following text: "Without your input, [StudentFirstName] won't be eligible for federal student aid." Below this is a "Reasons To Finish Early" section with two items: "1. You're a good candidate to finish as soon as possible. Review and submit your financial information for student aid. Check the 'FAFSA Checklist' page for more information." and "2. You may need extra time to make corrections after you submit." Below that is a red section titled "Can't Find [StudentFirstName]'s Form?" with the text "Form [Link: Info Here]". At the bottom, it says: "Still can't find it? We're sorry on our part and apologize. Our system may require you to reverify your identity and re-verify your school information." There are social media icons and a footer with the text: "We're sorry you're having trouble. We'll get you back on track as soon as we can. Please contact us at 1-800-4FED-ED." and "Federal Student Aid is a service of the U.S. Department of Education."

FAFSA FILING EXPERIENCE OVERVIEW:

Dependent Student's Parent Log In

The parent is taken from their email to the "Log In" page to enter their log-in credentials. To access the FAFSA® form, all users are required to have an FSA ID (account username and password). If the parent doesn't have an FSA ID, they can select "Create an Account."



The screenshot shows the Federal Student Aid website's login interface. At the top right, the text "Federal Student Aid" is displayed. The main heading is "Log In" with a refresh icon. Below this, there are two input fields: "Email, Phone, or FSA ID Username" containing the text "lwe@5681623" and "PASSWORD" with a "Show Password" link. A blue "Log In" button is positioned below the fields. Underneath the button are links for "Forgot My Username" and "Forgot My Password", followed by a "Create an Account" link. At the bottom of the login area is a link that says "Help Me Log In to My Account". The footer of the page includes "Help Center", "Contact Us", "Site Feedback", "About Us", "Announcements", "Data Center", "Resources", and "Forms Library".

FAFSA FILING EXPERIENCE OVERVIEW:

Dependent Student's Parent Contributing to the FAFSA® Form

Federal StudentAid
OFFICE OF U.S. DEPARTMENT OF EDUCATION

This page provides information about being a contributor on a FAFSA® form.

FAFSA 2024-25 Period of Page Two

Parent Contributing to the FAFSA® Form

You have entered **Parent** FAFSA® form.

- This FAFSA form can be submitted for processing until you provide some required personal and financial information.
- You can save this form and come back to it later.

Frequently Asked Questions

Why have I been invited to contribute to this FAFSA® form?

You have been invited to the student's form to provide personal and financial information that will help determine their eligibility for federal student aid.

Advisors on the student's FAFSA form have indicated that you will need to provide additional information as a contributor to help determine their eligibility for federal student aid.

Does contributing to the form mean I'm responsible to pay for college?

No. Providing your income and personal and financial information doesn't make you financially responsible for the student's education costs.

What do I need to complete my section(s)?

You may need the following documents or information: your tax returns; records of child support received; current balances of cash, savings, and checking accounts; and net worth of investments, businesses, and farms.

What kind of information will I be asked to provide?

You'll need to provide consent for the student to be eligible for federal student aid, including grants and loans. With your consent, we can obtain your federal tax information automatically from the IRS to help you complete your section of the student's FAFSA form. You'll also need to provide personal and financial information.

What happens after I complete my sections?

After you submit your required sections and the student's FAFSA form is processed, the student will receive a FAFSA Submission Summary. It will include the Student Aid Index (SAI), a number used to determine federal student aid eligibility. Schools will use the SAI to create a financial aid offer that explains the types and amounts of aid they are offering the student.

[Previous](#) [Continue](#)

FAFSA FILING EXPERIENCE OVERVIEW:

Federal StudentAid
U.S. DEPARTMENT OF EDUCATION

Dependent Student's Parent Identity Information

This is the first page within the parent section. The parent can verify that their personal information is correct. To update any of the personal information, the parent must access their Account Settings on StudentAid.gov. For fields related to the parent's mailing address, the parent can edit them directly on this page.

The screenshot shows the FAFSA 2024-25 Parent of Raza Tan interface. The page title is "Parent Identity Information" with a sub-instruction: "Review the information below and verify that it's correct before moving forward." The form contains the following fields:

- Name: Alitza Tan
- Date of Birth: 05/05/1973
- Social Security Number: ***-**-2234
- Email Address: alitza@school.edu
- Mobile Phone Number: (555) 555-5555

At the bottom, there is a note: "To update this information for all federal student aid communications, go to Account Settings."

FAFSA FILING EXPERIENCE OVERVIEW:

Federal Student Aid
U.S. DEPARTMENT OF EDUCATION

Dependent Student's Parent Identity Information (Continued)

Permanent Mailing Address
Include apartment number.

12345 Sesame Street

City
New York

State
New York (NY) ▾

Zip Code
67891

Country
United States of America (US) ▾

Previous Continue

62

FAFSA FILING EXPERIENCE OVERVIEW:

Dependent Student's Parent Provides Consent

This page informs the parent about consent and their federal tax information. By providing consent, the parent's federal tax information is transferred directly into the FAFSA® form from the IRS to help complete the Parent Financials section. The parent selects "Approve" to provide consent and is taken to the next page.

The screenshot shows the FAFSA 2024-25 interface. The main heading is "Provide Consent or the Student Will Be Ineligible for Federal Student Aid". Below this is a "Summary" section with a green background, containing a brief explanation of the consent process and two bullet points: "By providing consent, you are authorizing the U.S. Department of Education to use your federal tax information to complete the FAFSA form." and "The U.S. Department of Education will use your federal tax information to determine your eligibility for federal student aid." Below the summary is a section titled "I, the parent of the student, am the individual, associated with the FSA ID login credentials, used to access the FAFSA form to provide the necessary approval and consent for the Department of Education to use my federal tax information (FTI) from the U.S. Department of the Treasury. By selecting 'Approve' and 'I consent to:' below, I agree to the following:

- The U.S. Department of Education is requesting this data to identify eligible applicants and their eligibility for the U.S. Department of the Treasury to provide federal student aid under Title IV of the Higher Education Act of 1965, as amended.
- The use of my FTI by the U.S. Department of Education will also determine the amount of federal student aid that I am eligible to receive, and whether I am eligible to receive federal student aid under Title IV of the Higher Education Act of 1965, as amended.
- The U.S. Department of Education is requesting my FTI to determine if I am eligible for the following:
 - participation in higher education participating in federal student aid programs authorized under the Higher Education Act of 1965, as amended;
 - other higher education agencies; and
 - scholarship opportunities designated prior to Dec. 31, 2024, by the Secretary of Education.
- The use of my FTI by the Application Service and administrators of student aid awarded to the federal government, institutions of higher education, non-federal education agencies, and designated scholarship organizations.
- The institutions using my FTI to verify income 2024-25 FAFSA forms for which I am a participant or sponsor will use my federal tax data to complete my own FAFSA form after participating in another FAFSA form. My FTI will be redacted in these additional applications upon my authorization to participate in a redacted form that results in an increase in participation, which will prevent the transfer of my FTI to that FAFSA form.

FAFSA FILING EXPERIENCE OVERVIEW:

Dependent Student's Parent Provides Consent (Continued)

By approving and consenting, I further understand:

- My approval and consent are a condition of my eligibility on all forms for which I have participated and consent to FFI for federal student aid even if I do not file a U.S. federal tax return.
- FFI received from the U.S. Department of Treasury will supersede any previously related disclosure or previous information on the FAFSA form.
- The U.S. Department of Education may require updated tax information from the U.S. Department of Treasury more current in processing. If FFI has changed (e.g., amended tax returns that will include FFI), then eligibility for and amounts of federal, state, and institutional financial aid may change.
- If I do not approve and consent to the disclosure of my FFI, the U.S. Department of Education will be unable to calculate my eligibility for federal financial aid or the eligibility of others who have requested that I share my FFI on their FAFSA form.
- I am permitted to revoke my approval and consent for the disclosure and use of my FFI as outlined herein, at any time. However, by revoking such approval and consent, neither I, nor other applicants for which I participated and shared my FFI will be eligible for federal, institutional, and state financial aid programs that use FFI to make determinations for the availability of aid provided by an institution of higher education, any higher education agency, or other designated scholarship organization.

Frequently Asked Questions

Who should provide consent?

If you are married and don't file a joint tax return with your current spouse, does my spouse have to provide consent for you to access their tax information?

What happens after I provide consent?

What happens if I revoke consent?

What happens if I decline consent?

Notes: "Yes/No" is present to allow you to use information to determine the student's eligibility for federal student aid. ("Yes/No" Decline") - My spouse will not be eligible for federal financial aid.

FAFSA FILING EXPERIENCE OVERVIEW:

Dependent Student's Parent Tax Filing Status

This page asks the parent about their tax filing status. The parent selects "Yes" to "Did or will the parent file a 2022 joint tax return with their current spouse?"



The screenshot shows the FAFSA 2024-25 Parent of Dependent Student interface. At the top right, it says "Federal Student Aid". The page title is "Parent Tax Filing Status". A progress bar at the top indicates three steps: "Demographics" (completed), "Financials" (current), and "Signature" (pending). The main question is "Did or will the parent file a 2022 joint tax return with their current spouse?". There are two radio button options: "Yes" (selected) and "No". At the bottom, there are "Previous" and "Continue" buttons.

FAFSA FILING EXPERIENCE OVERVIEW:

Dependent Student's Parent Family Size

This page asks the parent if their family size has changed. The parent selects the "Yes" option.

The screenshot shows the FAFSA 2024-25 Parent of Dependent Student form. The page title is "FAFSA 2024-25 Parent of Dependent Student". The form is divided into three sections: Demographics, Financials, and Signature. The "Family Size" section is currently active. It asks, "Is the parent's family size different from the number of individuals claimed on their 2022 tax return?". There are two radio button options: "Yes" (selected) and "No". Below this, a summary box shows "The parent's family size is 3" with a house icon. Underneath, it lists "Parent: 1", "Other Parent: 1", "Student: 1", and "Parent's Children and Other Dependents: 1". A note states, "Enter the number of children or other dependents who live with the parent and will receive more than half of their support from the parent between July 1, 2024 and June 30, 2025". A text input field contains the number "1". At the bottom, there are "Previous" and "Continue" buttons.

FAFSA FILING EXPERIENCE OVERVIEW:

FederalStudentAid
U.S. OFFICE OF FEDERAL STUDENT AID

Dependent Student's Parent Tax Return Information

The parent is asked questions about their 2022 tax return. The parent enters a response in each entry field.

The screenshot shows the FAFSA 2024-25 'Parent of New Entr' interface. It features a progress bar with three steps: Demographics, Financials, and Signature. The current step is 'Parent 2022 Tax Return Information'. Below the title, there is a sub-header 'Parent 2022 Tax Return Information' and a note: 'Refer to the parent's 2022 tax return to answer the following questions. Convert all currency to U.S. dollars.' The first question is 'Did the parent receive the Earned Income Tax Credit (EITC)?' with radio button options for 'Yes', 'No' (which is selected), and 'Don't know'. The second question is 'Amount of College Grants, Scholarships, or AmeriCorps Benefits Reported as Income to the IRS (Optional)', with a note: 'The parent paid fees on those grants, scholarships, or benefits. These usually apply to those receiving their FAFSA form, not to first-time applicants.' and a numeric input field showing '\$ 0.00'. The third question is 'Foreign Earned Income Exclusion', also with a numeric input field showing '\$ 0.00'. At the bottom, there are 'Previous' and 'Continue' buttons.

FAFSA FILING EXPERIENCE OVERVIEW:

Federal StudentAid
AN OFFICE OF THE U.S. DEPARTMENT OF EDUCATION

Dependent Student's Parent Assets

The parent is asked about their assets.

The parent enters a response in each entry field.

The screenshot shows the FAFSA 'Parent of New Year' form for the 2024-25 year. It features a progress bar at the top with three steps: Identification, Financials, and Signature. The 'Financials' step is currently active. The form contains the following sections and fields:

- Annual Child Support Received:** A text prompt asks for the amount received in the last complete calendar year. Below it is a numeric input field with a dollar sign on the left and a decimal point on the right, currently showing '0.00'.
- Parent Assets:**
 - Current Total of Cash, Savings, and Checking Accounts:** A text prompt asks for the total, including student financial aid. Below it is a numeric input field showing '10,000.00'.
 - Current Net Worth of Businesses and Investment Farms:** A text prompt asks for the net worth of businesses or farms, minus any debts. Below it is a numeric input field showing '0.00'.
 - Current Net Worth of Investments, Including Real Estate:** A text prompt asks for the net worth of investments, including real estate, minus any debts. Below it is a numeric input field showing '0.00'.

At the bottom of the form, there are two buttons: 'Previous' and 'Continue'.

FAFSA FILING EXPERIENCE OVERVIEW:

Dependent Student's Other Parent Information

The parent is asked to provide information about their spouse or partner.

The screenshot shows the FAFSA 2024-25 'Parent of Recipient' form. At the top right, it says 'Federal Student Aid'. The form has a progress bar with three steps: 'Demographics', 'Financials', and 'Spouse'. The 'Other Parent's Information' section is active, with a sub-header 'Other Parent's Information' and a prompt: 'Enter the following information about the other parent.' Below this is a form titled 'Other Parent' with a green circular icon containing '25'. The form fields include: 'First Name' (with a dropdown for 'Texas'), 'Last Name' (with a dropdown for 'Texas'), 'Date of Birth' (with a date picker showing '02 / 02 / 1979'), 'Social Security Number (SSN)' (with a dropdown for 'xxxxxx'), 'Email Address' (with the text 'parent1@gmail.com'), and 'Cell/Text Email Address' (with the text 'parent1@gmail.com'). At the bottom of the form are 'Previous' and 'Continue' buttons.

FAFSA FILING EXPERIENCE OVERVIEW:

Dependent Student's Parent Signature

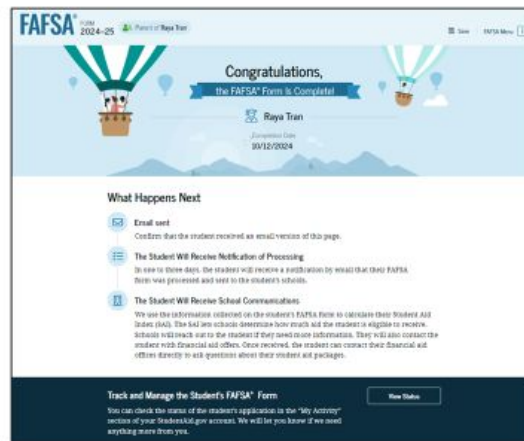
On this page, the parent acknowledges the terms and conditions of the FAFSA® form and signs their section. Since all required sections are complete, the parent can both sign and submit the student's FAFSA form.

The screenshot shows the FAFSA 2024-25 'Parent of Dependent Student' section. At the top right is the 'Federal Student Aid' logo. A progress bar at the top indicates 'Review', 'Finance', and 'Sign and Complete Your Section' (the current step). The main heading is 'Sign and Complete Your Section'. Below it is a 'Summary' box with a warning icon, stating that the parent must understand the terms and conditions of the FAFSA form and that the FAFSA form is a legal document. Below the summary, there are two bullet points: '• Information that not every student has (e.g., your completed FAFSA, etc.)' and '• U.S. or foreign income tax forms that you filed or are required to file.' There is also a note about the Secretary of Education's authority to verify information. At the bottom, there is a checkbox labeled 'I, **Lianna Tran**, agree to the terms outlined above.' with a 'Sign and Submit' button to the right and a 'Cancel' button to the left.

FAFSA FILING EXPERIENCE OVERVIEW:

Dependent Student FAFSA® Confirmation

Upon submitting the student's FAFSA® form, the parent is presented an abbreviated confirmation page. This page displays information about tracking the student's FAFSA form and next steps. The student will receive an email with the full, detailed confirmation. With the student and parent sections completed and signed, the FAFSA form is now considered complete and submitted for processing.



FAFSA FILING EXPERIENCE OVERVIEW:

FAFSA Submission Summary Landing Page

The student receives a FAFSA Submission Summary for their processed FAFSA® form and any subsequent corrections that they submit. The FAFSA Submission Summary is broken into four tabs: Eligibility Overview, FAFSA Form Answers, School Information, and Next Steps. At the top, the student will see information about when their form was received and processed. They also have the option to print their FAFSA Submission Summary to keep for their records.

The screenshot shows the FAFSA Submission Summary landing page. At the top right, it says "FederalStudentAid" with the tagline "BE BOLD. GO TO SCHOOL. GET AHEAD." Below this is the title "FAFSA FORM 2024-25 FAFSA Submission Summary" and a "Print This Page" link. The main content area displays student information: "Student: Raya Tran", "Application Received: Sept. 22, 2024", "Application Processed: Sept. 12, 2024", and "Data Release Number: 2572". There is a "Viewing: Submission 1" link. At the bottom, there are four tabs: "Eligibility Overview" (selected), "FAFSA Form Answers", "School Information", and "Next Steps" (with a red dot).

FAFSA FILING EXPERIENCE OVERVIEW:

Eligibility Overview

On the Eligibility Overview tab, the student sees information about what federal student aid they may be eligible for, such as a Federal Pell Grant and Federal Direct Loans. They are also able to view the Student Aid Index. Any amounts of financial aid that display on this tab are estimates and are not guaranteed. Final determination of the student's financial aid eligibility is provided by their school's financial aid office.

The screenshot shows the 'Federal Student Aid' website's 'Eligibility Overview' tab. The page title is 'Estimated Federal Student Aid'. It lists three types of aid: Federal Pell Grant (up to \$4,556), Federal Direct Loans (up to \$4,556), and Federal Work-Study (with a 'You May Be Eligible' button). A disclaimer at the bottom states: 'Keep in mind, this is only an estimate. Always refer to your school's financial aid offer for a final determination of financial aid available.'

Federal Student Aid

Eligibility Overview FAFSA Form Answers School Information Next Steps

Estimated Federal Student Aid

Federal Pell Grant ⓘ
A Federal Pell Grant is awarded to undergraduate students who have financial need and who have not earned a degree or are in a teacher certification program. Federal Pell Grants don't need to be repaid. Up to **\$4,556**

Federal Direct Loans ⓘ
A federal direct loan is money lent by the government to you that you must repay with interest. Up to **\$4,556**

Federal Work-Study ⓘ
Federal Work-Study is a way for students to earn money to pay for school through part-time jobs on or off campus. **You May Be Eligible**

Amounts shown here are only estimates of federal student aid based on full-time enrollment and the average cost of attendance. Your school will determine how much student aid to offer you, which may include additional aid from your school or state.

[Learn more about financial aid](#)

Keep in mind, this is only an estimate
Always refer to your school's financial aid offer for a final determination of financial aid available.



THANKS!

QUESTIONS?

financial.aid@augie.edu

605.274.5216

www.augie.edu/finaid